

### 3.27 MUSIC (511)

#### 3.27.1 Music Paper 2 (511/2) [More Past Papers: Visit - www.elimucentre.com](http://www.elimucentre.com)

#### TEST ONE: RHYTHM ON MONOTONE

##### Test 1 (a): **Drum Rhythm**


You are to write on monotone the rhythm of the following repetitive drum pattern. You are required to add time signature and bar lines and also group the notes. The rhythm pattern will be played **four** times.

Here is the crotchet pulse followed by the first play through.

(Pause: 2 seconds)



(Pause: 3 seconds)



(Silence: 30 seconds)

Here is the second play through

(Silence: 30 seconds)

Here is the third play through

(Silence: 30 seconds)

And now, the fourth and last play through

(Silence: 60 seconds)

##### Test 1 (b): **Rhythm of a melody in simple time.**

You are to write the rhythm of the following melody on monotone, adding the time signature. It begins on the first beat of the bar.

The melody will be played four times.

Here is the crotchet pulse followed by the first play through.

(Pause: 2 seconds)



(Pause: 3 seconds)



(Silence: 30 seconds)

Here is the second play through

(Silence: 30 seconds)

Here is the third play through  
(Silence: 30 seconds)  
And now, the fourth and last play through  
(Silence: 60 seconds)

Test 1 (c): **Rhythm of a melody in compound time.**

You are to write the rhythm of the following melody on monotone. It begins on the last beat of the bar. The melody will be played four times.  
Here is the dotted crotchet pulse followed by the first play through.

(Pause: 2 seconds)

( ♩ = 66) ♩ ♩ ♩ ♩ ♩ ♩ (tapped)

(Silence: 3 seconds)



(Silence: 30 seconds)

Here is the second play through

(Silence: 30 seconds)

Here is the third play through

(Silence: 30 seconds)

And now, the fourth and last play through

(Silence: 60 seconds)

**TEST TWO: MELODY**

Test 2 (a): **Melody in a major key**

You are to write the following melody in the key of **A** major. The melody will be played through once, then the first phrase will be played twice and the second phrase twice. Finally the whole melody will be played right through once again. Write the treble clef and the key signature of **A** major now.

(Silence: 10 seconds)

The melody is in  $\frac{4}{4}$  time. Write the time signature now.

(Silence: 10 seconds)

The melody begins on the first beat of the bar. Here is the crotchet pulse.

(Pause: 2 seconds)

( ♩ = 80) ♩ ♩ ♩ ♩ ♩ ♩ (tapped)

Here is the tonic chord of A major and the key note followed by the whole melody.

(Pause: 2 seconds)



(Silence: 40 seconds)

And now, here is the tonic chord and key-note again followed by the first phrase.

(Silence: 40 seconds)

Here is the first phrase again.

(Silence: 40 seconds)

Now, here is the keynote and the second phrase.

(Silence: 40 seconds)

Here is the first phrase again.

(Silence: 40 seconds)

Now, here is the keynote and the second phrase.

(Silence: 40 seconds)

Finally, here is the tonic chord followed by the whole melody.

(Silence: 60 seconds)

## Test 2 (b) **Melody in a Minor key**

You are to write the following melody in the key of **B** minor. The melody will be played through once, then the first phrase will be played twice and the second phrase twice. Finally the whole melody will be played right through once again. Write the treble clef and the key signature of **B** minor.

(Silence: 10 seconds)

The melody is in  $\frac{6}{8}$  time. Write the time signature now.

(Silence: 10 seconds)

The melody begins on the last beat of the bar. Here is the dotted crotchet pulse.

(Pause: 2 seconds)



Here is the tonic chord of **B** major and the key note followed by the whole melody.

(Pause: 2 seconds)



(Silence: 10 seconds)

And now, here is the tonic chord and key-note again followed by the first phrase.

(Silence: 40 seconds)

Here is the first phrase again.

(Silence: 40 seconds)

Now, here is the keynote and the second phrase.

(Silence: 40 seconds)

Here is the first phrase again.

(Silence: 40 seconds)

Now, here is the keynote and the second phrase.

(Silence: 40 seconds)

Finally, here is the tonic chord followed by the whole melody.

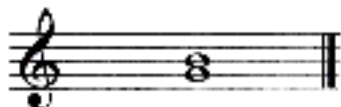
(Silence: 60 seconds)

### TEST 3: INTERVALS

Two intervals will be sounded harmonically. Each interval will be sounded twice. You are to describe each of the intervals.

(Pause: 2 seconds)

- (i) Here is the first interval.

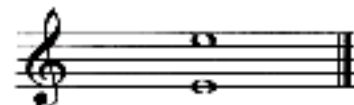


(Silence: 20 seconds)

Here is the first interval again

(Silence: 20 seconds)

- (ii) Here is the second interval.



(Silence: 20 seconds)

Here is the second interval again.

(Silence: 20 seconds)

## TEST 4: CADENCES

There are **four** cadences in this passage which will be played with a pause at each cadential point. You are required to name the cadences in the order in which they occur in the passage.

Here is the tonic chord followed by the first play through.

(Pause: 2 seconds)



Musical notation for the first play through of the passage. It consists of two staves (treble and bass clef) in 4/4 time, key of D major. The melody in the treble clef starts with a quarter note D4, followed by eighth notes E4, F#4, G4, A4, B4, C5, D5. The bass line starts with a quarter note D3, followed by eighth notes C3, B2, A2, G2, F#2, E2, D2. Brackets labeled (i) and (ii) are placed under the bass line at the end of the first and second measures, respectively.

Musical notation for the second play through of the passage. It consists of two staves (treble and bass clef) in 4/4 time, key of D major. The melody in the treble clef starts with a quarter note D4, followed by eighth notes E4, F#4, G4, A4, B4, C5, D5. The bass line starts with a quarter note D3, followed by eighth notes C3, B2, A2, G2, F#2, E2, D2. Brackets labeled (iii) and (iv) are placed under the bass line at the end of the third and fourth measures, respectively.

(Silence: 15 seconds)

Here is the second play through

(Silence: 15 seconds)

Here is the third play through

(Silence: 15 seconds)

And finally, the fourth and last play through

(Silence: 20 seconds)

## TEST FIVE: MODULATION

Test 5 (a) The following melody is in the key of **G Major**. It modulates once away from the tonic key. You are required to name the key to which the melody modulates before returning to the tonic. The melody will be played **three** times.

Here is the tonic chord of **G Major** followed by the first play through.

(Pause: 2 seconds)



(Silence: 15 seconds)

Here is the second play through

(Silence: 15 seconds)

And now, the third and final play through

(Silence: 30 seconds)

Test 5 (b) The following melody is in the key of **G Minor**. The melody modulates once away from the tonic key. You are required to name the key to which the melody modulates before returning to the tonic. The melody will be played three times. Here is the tonic chord of **G Minor** followed by the first play through.

(Pause: 2 seconds)



(Silence: 15 seconds)

Here is the second play through

(Silence: 15 seconds)

And now, the third and final play through

(Silence: 30 seconds)

That is the end of the Aural Tests of the Kenya Certificate of Secondary Education Music examination for the year 2013.

You now have three minutes in which to check your answers before handing in your paper.